

City Council District 10

POPULATION (2021)

147,955

POPULATION WITH
A DISABILITY (2021)

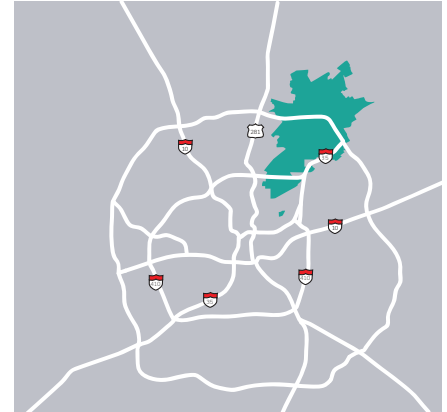
13.1%

HOUSEHOLDS WITH 1 OR
MORE UNDER AGE 18 (2021)

31.8%

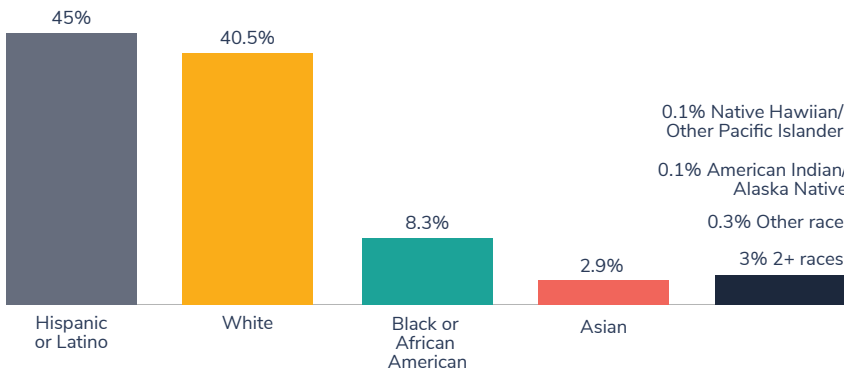
HOUSEHOLDS WITH 1 OR
MORE OVER AGE 65 (2021)

25.6%

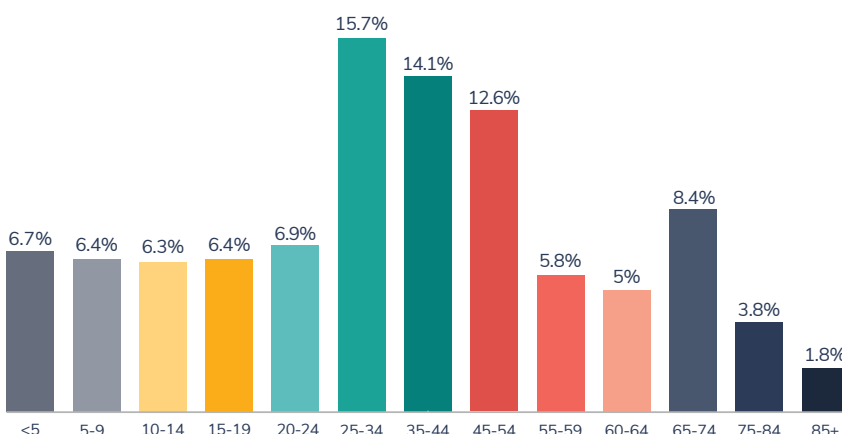


50.2 SQUARE MILES

BY RACE/ETHNICITY (2021)



BY AGE GROUP (2021)



Community Centers

Hamilton Community Center

Senior Centers

Northeast Senior Center

3 Libraries

Landmarks

Morgan's Wonderland

Toyota Field

Comanche Lookout

28 City Parks

 **120 SA2020 Nonprofit Partners**
serving district constituents

SA2020.org/partners

City Council District 10

PER CAPITA
INCOME (2021)

\$34,113

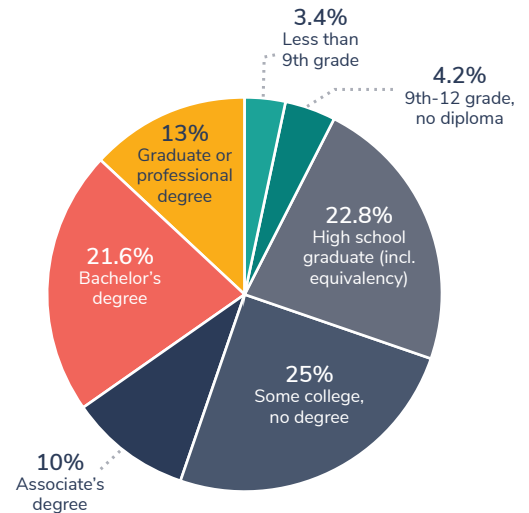
POPULATION LIVING
IN POVERTY (2021)

10.2%

POPULATION AGE <18
LIVING IN POVERTY
(2021)

15%

EDUCATIONAL ATTAINMENT (AGE 25+)
(2021)



EMPLOYED POPULATION
(AGE 19-64) WITHOUT
HEALTH INSURANCE (2021)

15.2%

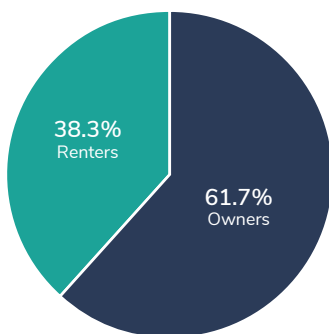
WORKERS (AGE 16+)
USING CARPOOL OR
PUBLIC TRANSIT (2021)

11.1%

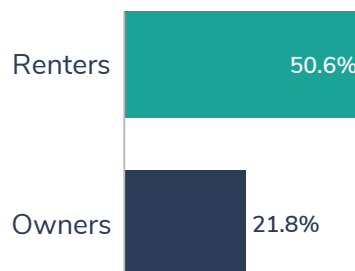
HOUSEHOLDS WITH
BROADBAND
CONNECTIONS (2021)

88.7%

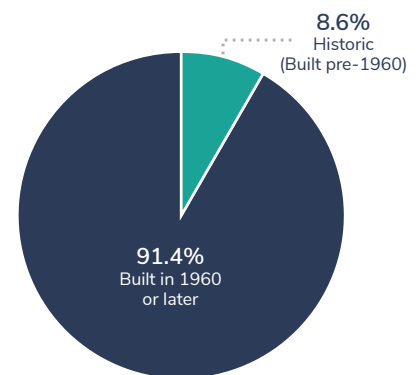
UNITS OCCUPIED BY
RENTERS OR OWNERS (2021)



HOUSING COST BURDENED
(2021)



AGE OF HOMES (2021)



MUNICIPAL ELECTION
TURNOUT (2021)

23.5%

MIDTERM ELECTION
TURNOUT (2022)

49.9%

REGISTERED VOTERS
(2022)

99,545