

# City Council District 7

POPULATION (2021)

**152,551**

POPULATION WITH  
A DISABILITY (2021)

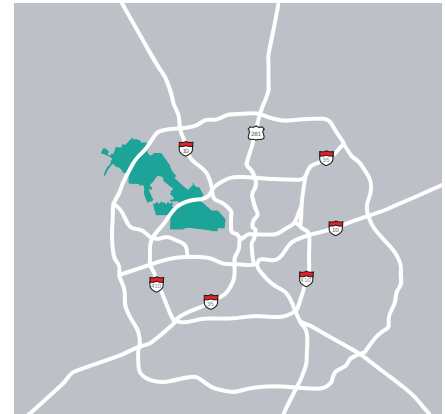
**14.7%**

HOUSEHOLDS WITH 1 OR  
MORE UNDER AGE 18 (2021)

**31.8%**

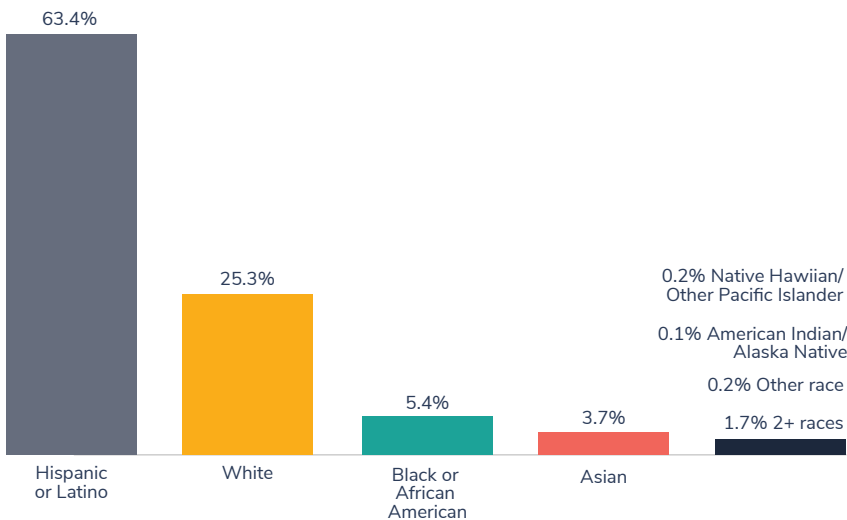
HOUSEHOLDS WITH 1 OR  
MORE OVER AGE 65 (2021)

**27%**

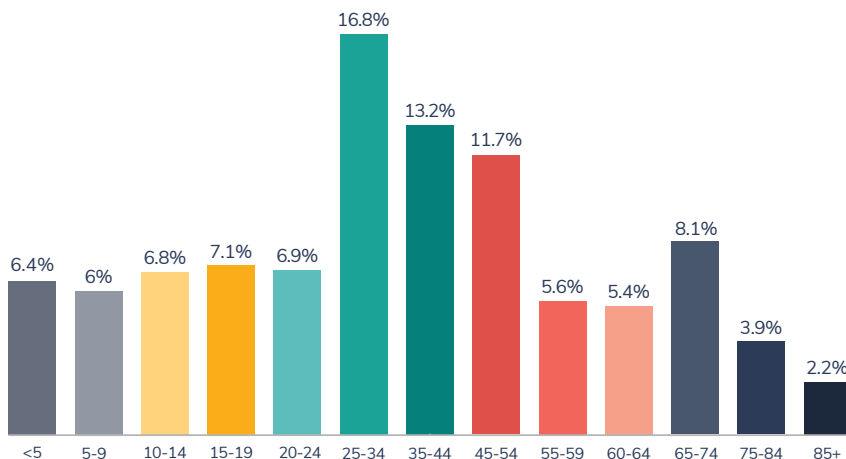


**30.4** SQUARE MILES

BY RACE/ETHNICITY (2021)



BY AGE GROUP (2021)



## Community Centers

Garza Community Center  
Ward Community Center

## Senior Centers

Doris Griffin Senior One Stop Center

## 2 Libraries

## Transit Centers

South Texas Medical Center Transit Center

## Colleges & Universities

St. Mary's University

## Landmarks

Woodlawn Lake

## 26 City Parks

**120** SA2020 Nonprofit Partners  
serving district constituents

[SA2020.org/partners](https://SA2020.org/partners)

# City Council District 7

PER CAPITA  
INCOME (2021)

**\$29,146**

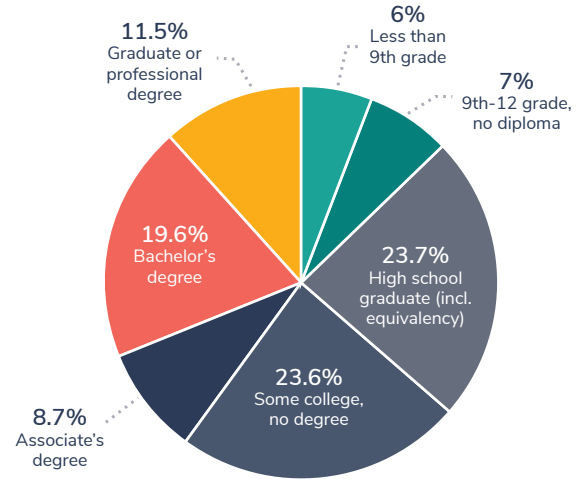
POPULATION LIVING  
IN POVERTY (2021)

**15.3%**

POPULATION AGE <18  
LIVING IN POVERTY  
(2021)

**19.5%**

EDUCATIONAL ATTAINMENT (AGE 25+)  
(2021)



EMPLOYED POPULATION  
(AGE 19-64) WITHOUT  
HEALTH INSURANCE (2021)

**17.2%**

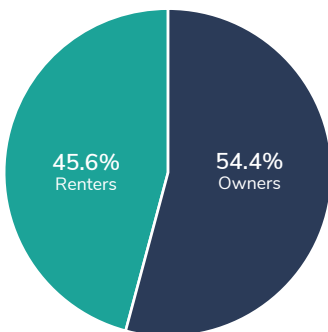
WORKERS (AGE 16+)  
USING CARPOOL OR  
PUBLIC TRANSIT (2021)

**11.5%**

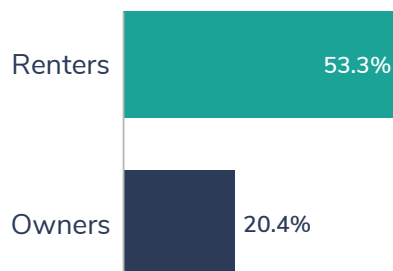
HOUSEHOLDS WITH  
BROADBAND  
CONNECTIONS (2021)

**86%**

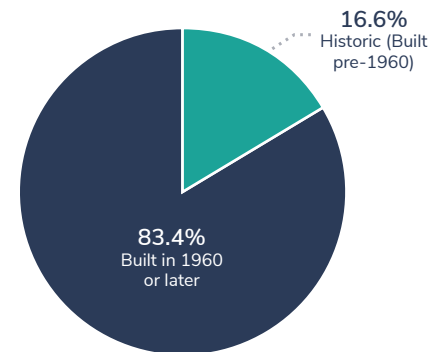
OCCUPIED UNITS  
BY STATUS (2021)



HOUSING COST BURDENED  
(2021)



AGE OF HOMES (2021)



MUNICIPAL ELECTION  
TURNOUT (2021)

**21.2%**

MIDTERM ELECTION  
TURNOUT (2022)

**45.5%**

REGISTERED VOTERS  
(2022)

**86,723**