

City Council District 4

POPULATION (2021)

135,763

POPULATION WITH
A DISABILITY (2021)

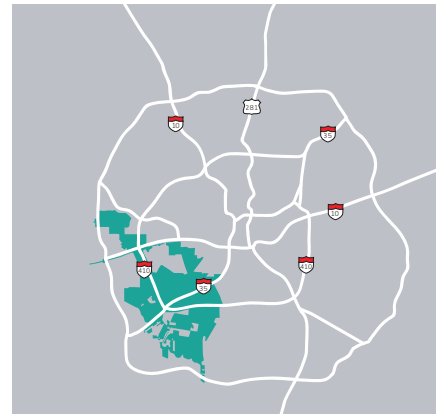
18%

HOUSEHOLDS WITH 1 OR
MORE UNDER AGE 18 (2021)

46.4%

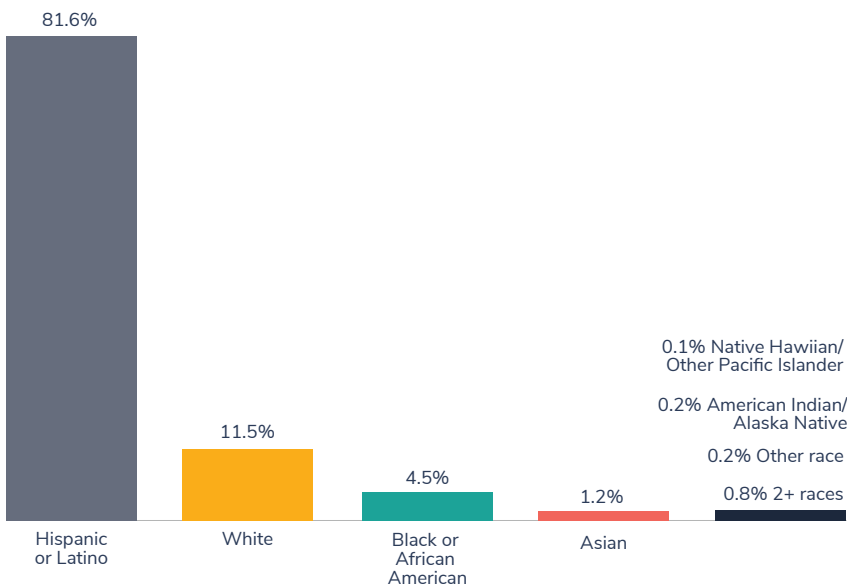
HOUSEHOLDS WITH 1 OR
MORE OVER AGE 65 (2021)

25%

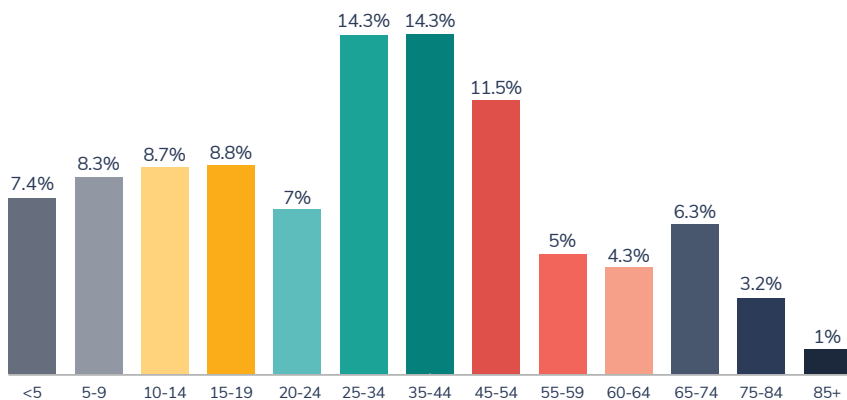


59.8 SQUARE MILES

BY RACE/ETHNICITY (2021)



BY AGE GROUP (2021)



Community Centers

Miller's Pond Community Center
Ramirez Community Center
Yates Community Center

Senior Centers

Gill Community Center
Willie Cortez Comprehensive Senior Center

2 Libraries

Colleges & Universities

Palo Alto College
The Baptist University of the Americas

Landmarks

Port San Antonio
Kelly Field

31 City Parks

 **117 SA2020 Nonprofit Partners**
serving district constituents

SA2020.org/partners

City Council District 4

PER CAPITA
INCOME (2021)

\$ 20,747

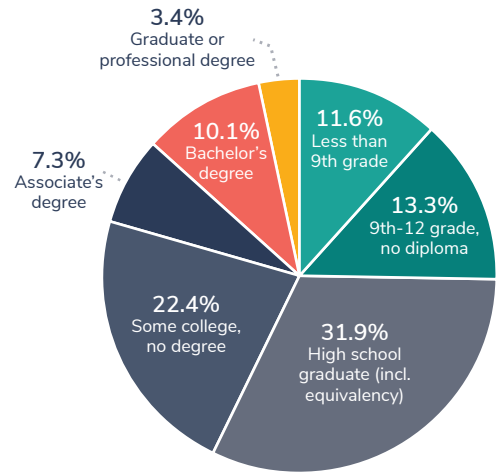
POPULATION LIVING
IN POVERTY (2021)

18.9%

POPULATION AGE <18
LIVING IN POVERTY
(2021)

27.8%

EDUCATIONAL ATTAINMENT (AGE 25+)
(2021)



EMPLOYED POPULATION
(AGE 19-64) WITHOUT
HEALTH INSURANCE (2021)

26.3%

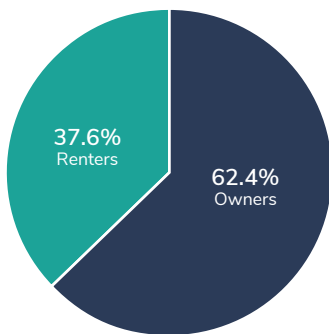
WORKERS (AGE 16+)
USING CARPOOL OR
PUBLIC TRANSIT (2021)

19%

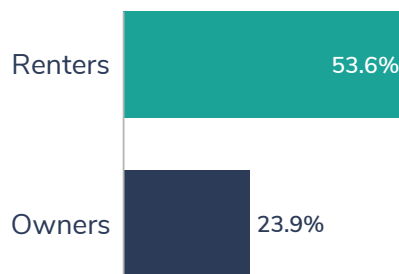
HOUSEHOLDS WITH
BROADBAND
CONNECTIONS (2021)

86.2%

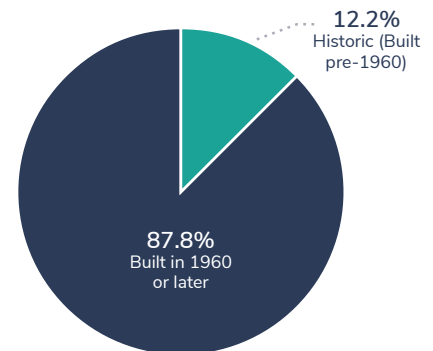
OCCUPIED UNITS
BY STATUS (2021)



HOUSING COST BURDENED
(2021)



AGE OF HOMES (2021)



MUNICIPAL ELECTION
TURNOUT (2021)

11.5%

MIDTERM ELECTION
TURNOUT (2022)

33.1%

REGISTERED VOTERS
(2022)

70,288