

City Council District 6

POPULATION (2021)

160,305

POPULATION WITH
A DISABILITY (2021)

12.4%

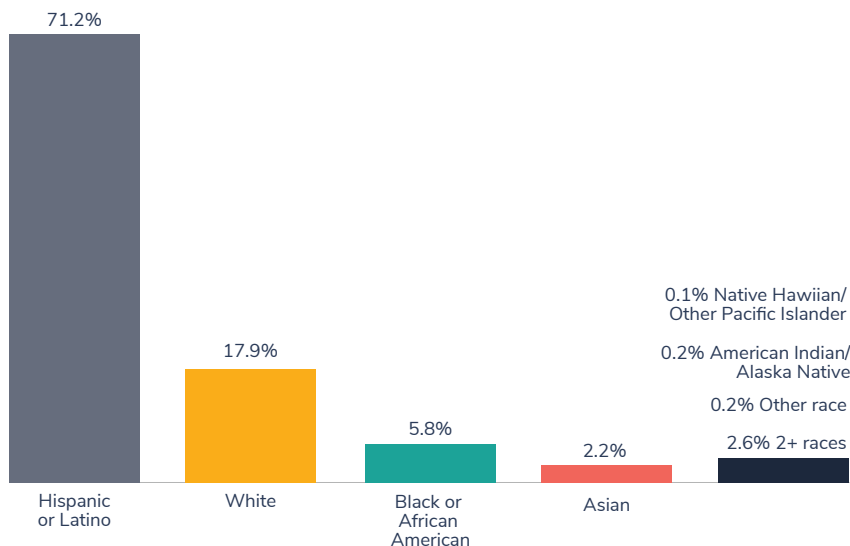
HOUSEHOLDS WITH 1 OR
MORE UNDER AGE 18 (2021)

39.3%

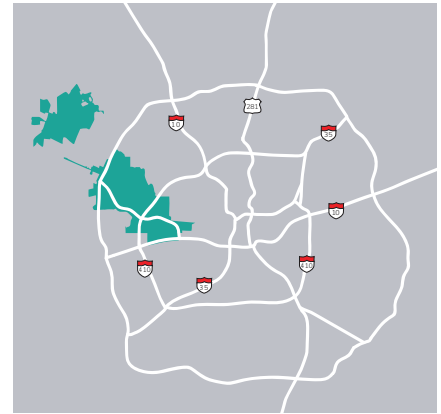
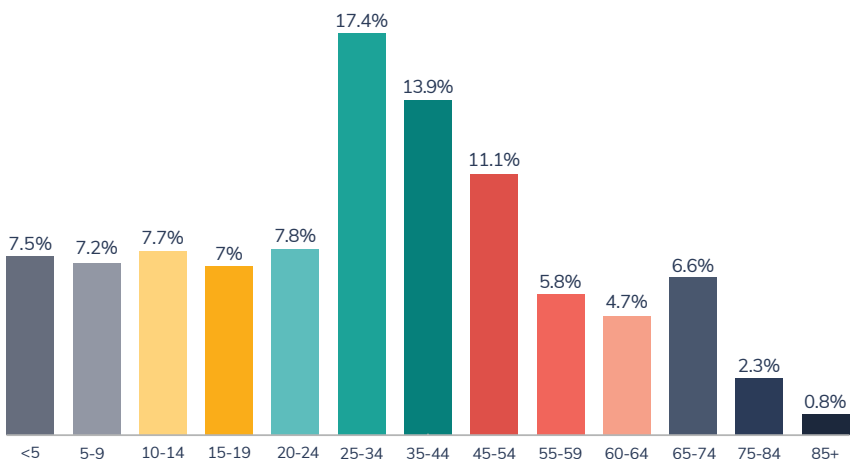
HOUSEHOLDS WITH 1 OR
MORE OVER AGE 65 (2021)

21.2%

BY RACE/ETHNICITY (2021)



BY AGE GROUP (2021)



55.2 SQUARE MILES

Community Centers

Cuellar Community Center

Senior Centers

Alicia Treviño López Senior Center

3 Libraries

Transit Centers

Ingram Transit Center
Kel-Lac Transit Center

Colleges & Universities

Northwest Vista College
Hallmark University

Landmarks

Culebra Park Greenway
BCFS Health and Human Services-San Antonio South Texas Centre
Nelson W. Wolff Municipal Stadium

24 City Parks

117 SA2020 Nonprofit Partners
serving district constituents

SA2020.org/partners

City Council District 6

PER CAPITA
INCOME (2021)

\$27,666

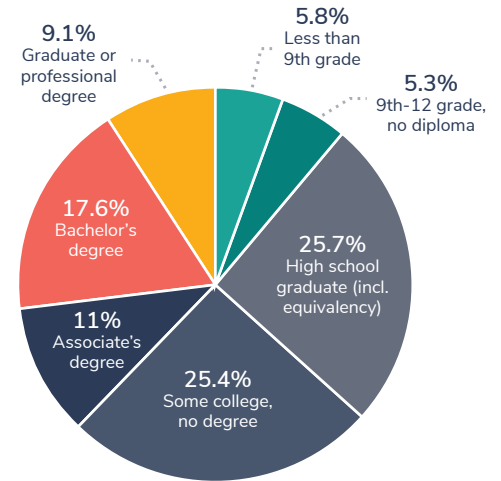
POPULATION LIVING
IN POVERTY (2021)

11.8%

POPULATION AGE <18
LIVING IN POVERTY
(2021)

17.5%

EDUCATIONAL ATTAINMENT (AGE 25+)
(2021)



EMPLOYED POPULATION
(AGE 19-64) WITHOUT
HEALTH INSURANCE (2021)

16.8%

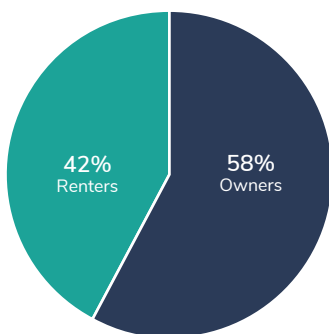
WORKERS (AGE 16+)
USING CARPOOL OR
PUBLIC TRANSIT (2021)

13.2%

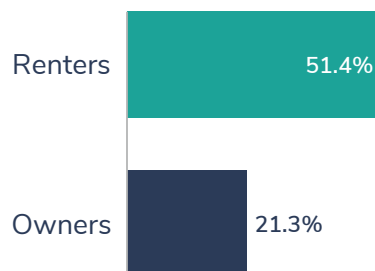
HOUSEHOLDS WITH
BROADBAND
CONNECTIONS (2021)

90%

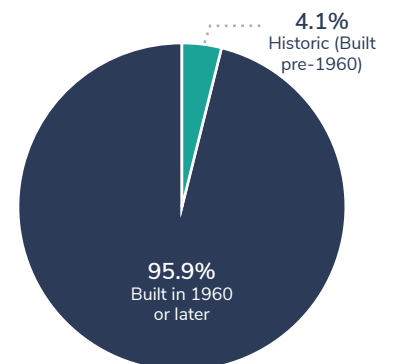
OCCUPIED UNITS
BY STATUS (2021)



HOUSING COST BURDENED
(2021)



AGE OF HOMES (2021)



MUNICIPAL ELECTION
TURNOUT (2021)

16.1%

MIDTERM ELECTION
TURNOUT (2022)

40.8%

REGISTERED VOTERS
(2022)

87,376