

City Council District 7

POPULATION (2021)

152,551

POPULATION WITH
A DISABILITY (2021)

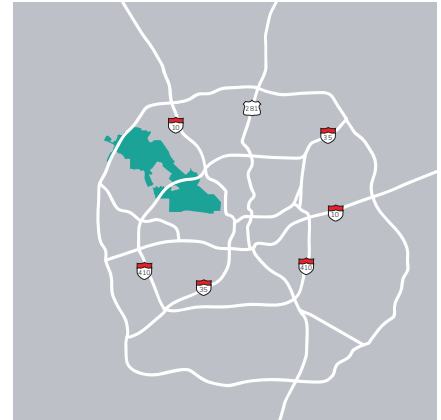
14.7%

HOUSEHOLDS WITH 1 OR
MORE UNDER AGE 18 (2021)

31.8%

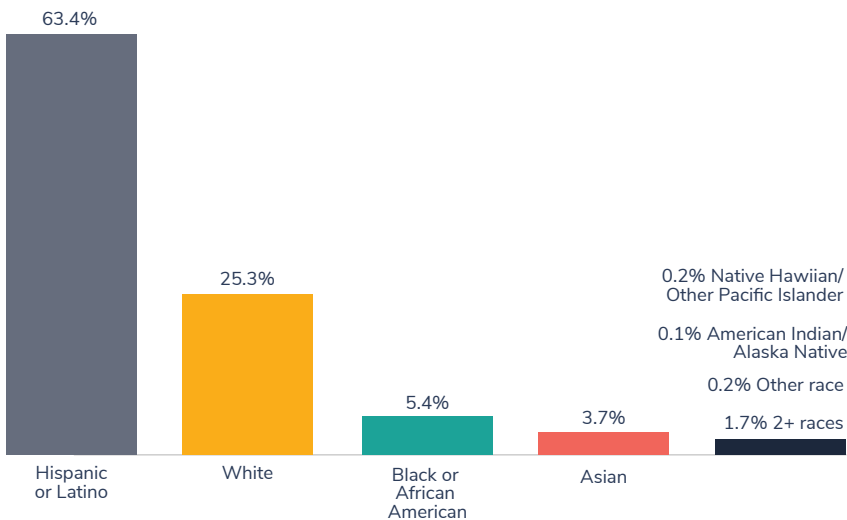
HOUSEHOLDS WITH 1 OR
MORE OVER AGE 65 (2021)

27%

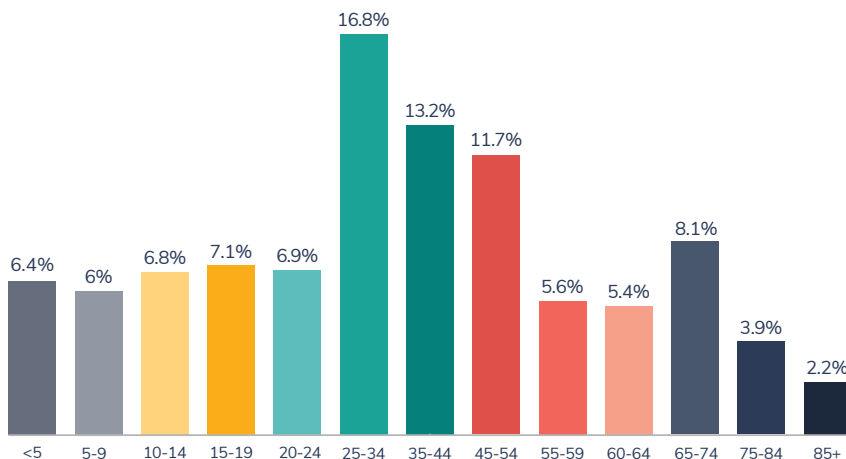


30.4 SQUARE MILES

BY RACE/ETHNICITY (2021)



BY AGE GROUP (2021)



Community Centers

Garza Community Center
Ward Community Center

Senior Centers

Doris Griffin Senior One Stop Center

2 Libraries

Transit Centers

South Texas Medical Center Transit Center

Colleges & Universities

St. Mary's University

Landmarks

Woodlawn Lake

26 City Parks

120 SA2020 Nonprofit Partners
serving district constituents

SA2020.org/partners

City Council District 7

PER CAPITA
INCOME (2021)

\$29,146

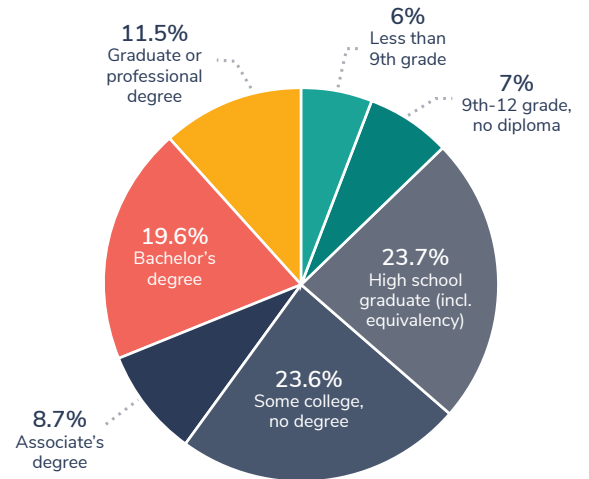
POPULATION LIVING
IN POVERTY (2021)

15.3%

POPULATION AGE <18
LIVING IN POVERTY
(2021)

19.5%

EDUCATIONAL ATTAINMENT (AGE 25+)
(2021)



EMPLOYED POPULATION
(AGE 19-64) WITHOUT
HEALTH INSURANCE (2021)

17.2%

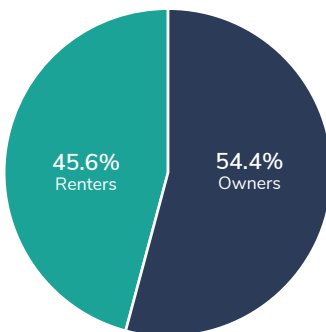
WORKERS (AGE 16+)
USING CARPOOL OR
PUBLIC TRANSIT (2021)

11.5%

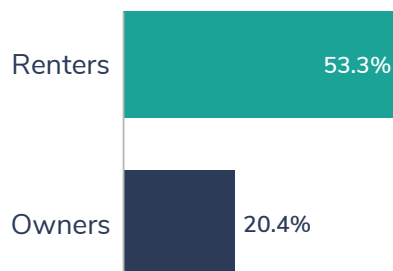
HOUSEHOLDS WITH
BROADBAND
CONNECTIONS (2021)

86%

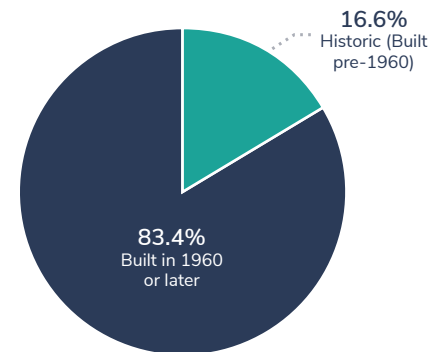
OCCUPIED UNITS
BY STATUS (2021)



HOUSING COST BURDENED
(2021)



AGE OF HOMES (2021)



MUNICIPAL ELECTION
TURNOUT (2021)

21.2%

MIDTERM ELECTION
TURNOUT (2022)

45.5%

REGISTERED VOTERS
(2022)

86,723