

City Council District 8

POPULATION (2021)

145,169

POPULATION WITH
A DISABILITY (2021)

10.7%

HOUSEHOLDS WITH 1 OR
MORE UNDER AGE 18 (2021)

24.4%

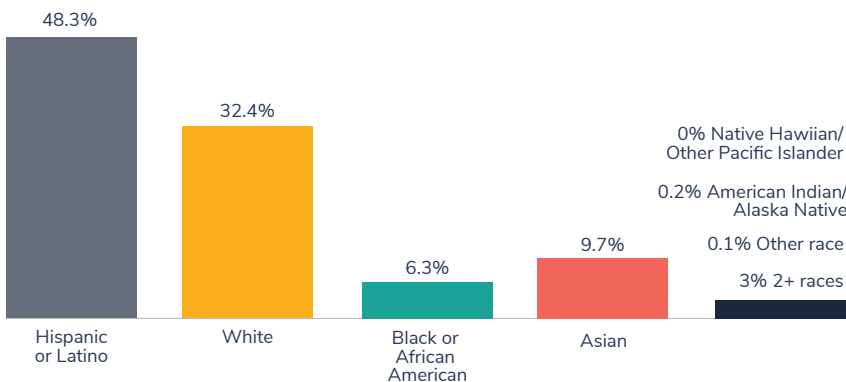
HOUSEHOLDS WITH 1 OR
MORE OVER AGE 65 (2021)

18%

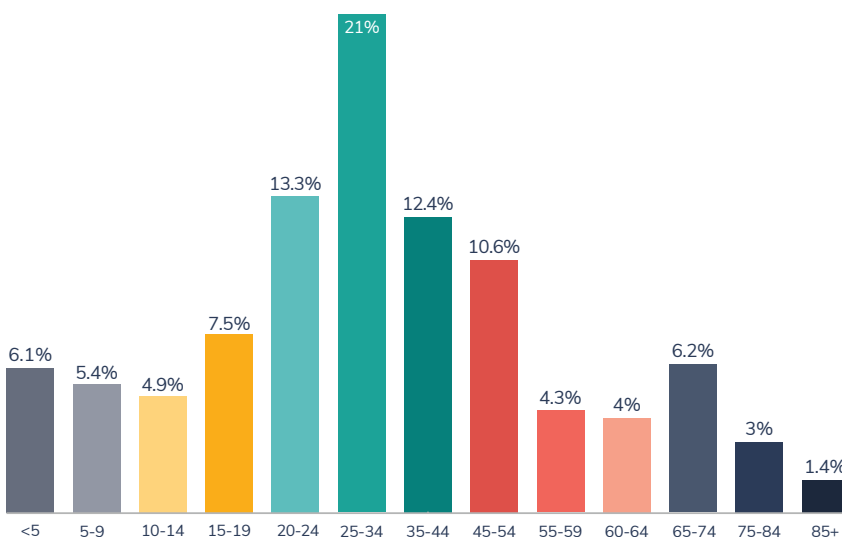


52.4 SQUARE MILES

BY RACE/ETHNICITY (2021)



BY AGE GROUP (2021)



Senior Centers

Bob Ross Senior Center

2 Libraries

Park & Rides

University Park & Ride (currently closed for construction)

Colleges & Universities

The University of Texas at San Antonio (UTSA) Main Campus

UT Health San Antonio

The Art Institute of San Antonio

Baptist Health System School of Health Professions

Galen College of Nursing

Landmarks

Phil Hardberger Park Land Bridge

South Texas Medical Center

27 City Parks

115 SA2020 Nonprofit Partners

serving district constituents

SA2020.org/partners

City Council District 8

PER CAPITA
INCOME (2021)

\$37,461

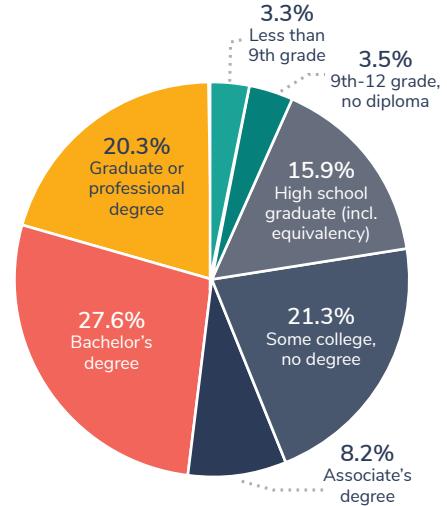
POPULATION LIVING
IN POVERTY (2021)

15.5%

POPULATION AGE <18
LIVING IN POVERTY
(2021)

19.5%

EDUCATIONAL ATTAINMENT (AGE 25+)
(2021)



EMPLOYED POPULATION
(AGE 19-64) WITHOUT
HEALTH INSURANCE (2021)

15.4%

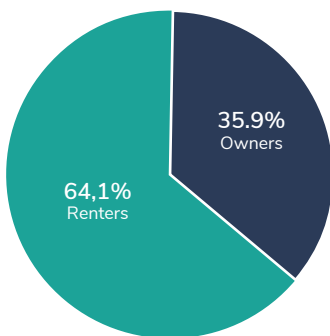
WORKERS (AGE 16+)
USING CARPOOL OR
PUBLIC TRANSIT (2021)

10.3%

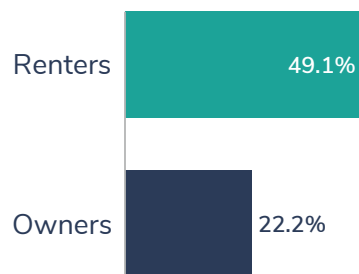
HOUSEHOLDS WITH
BROADBAND
CONNECTIONS (2021)

90.6%

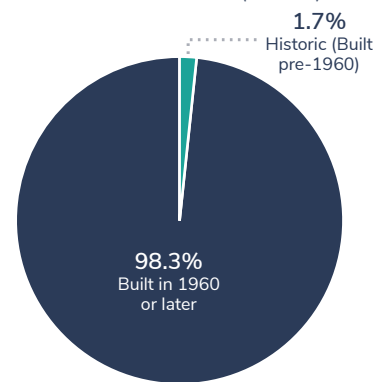
OCCUPIED UNITS
BY STATUS (2021)



HOUSING COST BURDENED
(2021)



AGE OF HOMES (2021)



MUNICIPAL ELECTION
TURNOUT (2021)

19.8%

MIDTERM ELECTION
TURNOUT (2022)

47.4%

REGISTERED VOTERS
(2022)

106,420