

City Council District 9

POPULATION (2021)

144,565

POPULATION WITH
A DISABILITY (2021)

10.2%

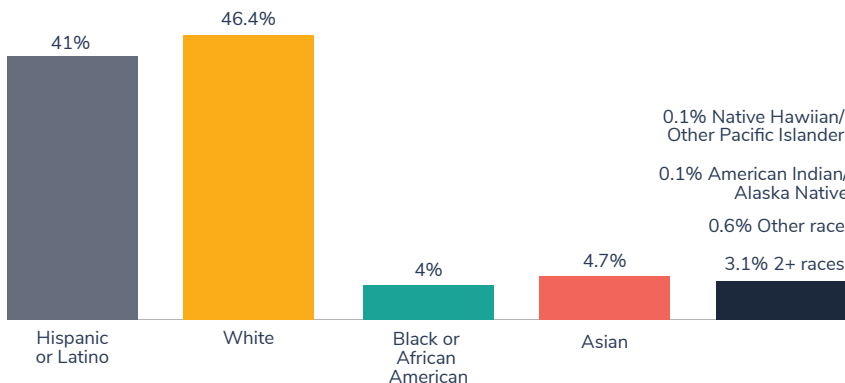
HOUSEHOLDS WITH 1 OR
MORE UNDER AGE 18 (2021)

29.9%

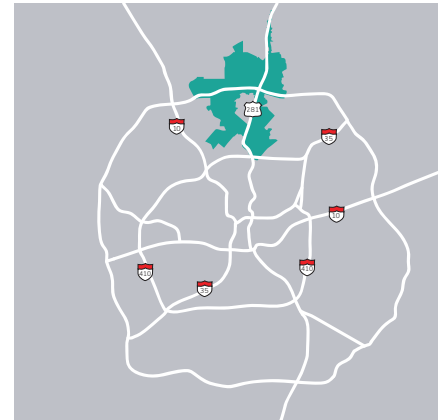
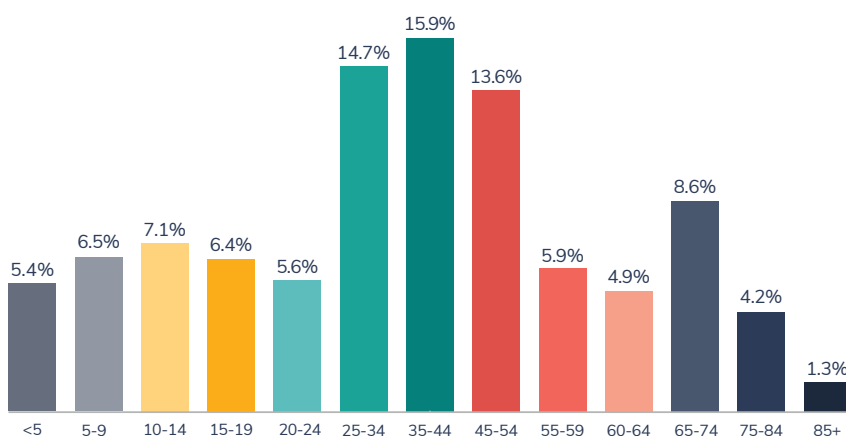
HOUSEHOLDS WITH 1 OR
MORE OVER AGE 65 (2021)

23.7%

BY RACE/ETHNICITY (2021)



BY AGE GROUP (2021)



47.9 SQUARE MILES

Senior Centers

Walker Ranch Senior Center

3 Libraries

Park & Rides

Stone Oak Park & Ride

Blossom Park & Ride

Landmarks

Home to San Antonio International Airport

Phil Hardberger Park Land Bridge

15 City Parks

114 SA2020 Nonprofit Partners
serving district constituents

SA2020.org/partners

City Council District 9

PER CAPITA INCOME (2021)

\$47,275

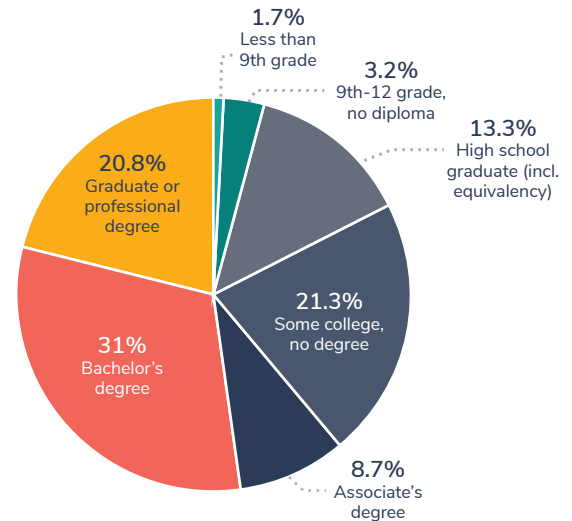
POPULATION LIVING IN POVERTY (2021)

8.4%

POPULATION AGE <18 LIVING IN POVERTY (2021)

13.9%

EDUCATIONAL ATTAINMENT (AGE 25+) (2021)



EMPLOYED POPULATION (AGE 19-64) WITHOUT HEALTH INSURANCE (2021)

12.9%

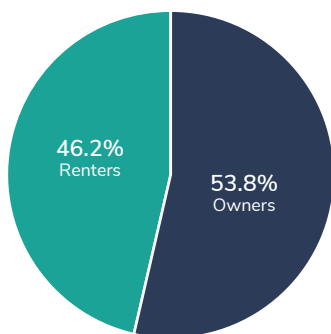
WORKERS (AGE 16+) USING CARPOOL OR PUBLIC TRANSIT (2021)

8.2%

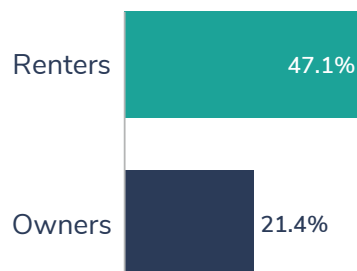
HOUSEHOLDS WITH BROADBAND CONNECTIONS (2021)

94.5%

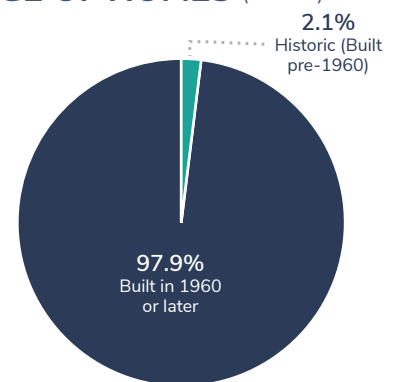
OCCUPIED UNITS BY STATUS (2021)



HOUSING COST BURDENED (2021)



AGE OF HOMES (2021)



MUNICIPAL ELECTION TURNOUT (2021)

26%

MIDTERM ELECTION TURNOUT (2022)

55.1%

REGISTERED VOTERS (2022)

110,669